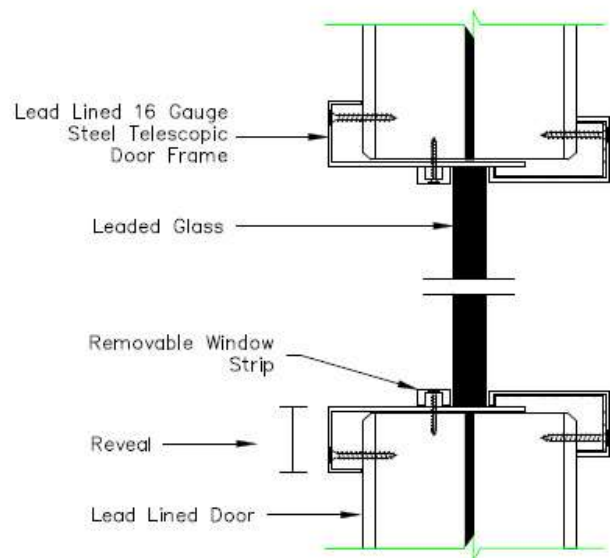
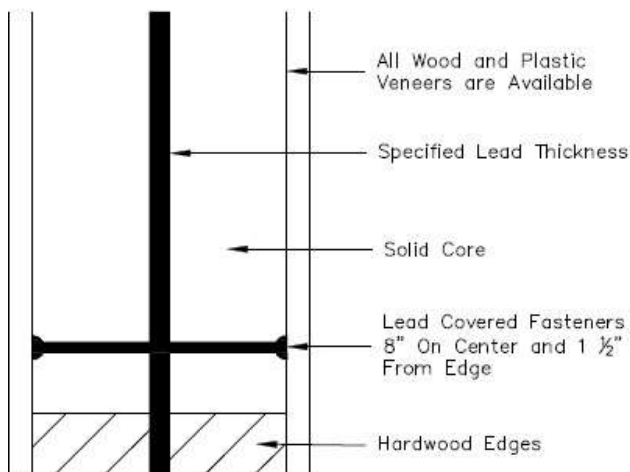
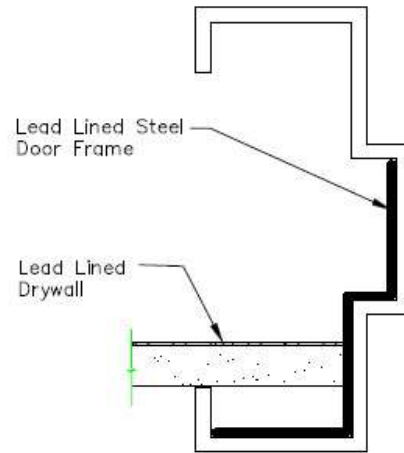
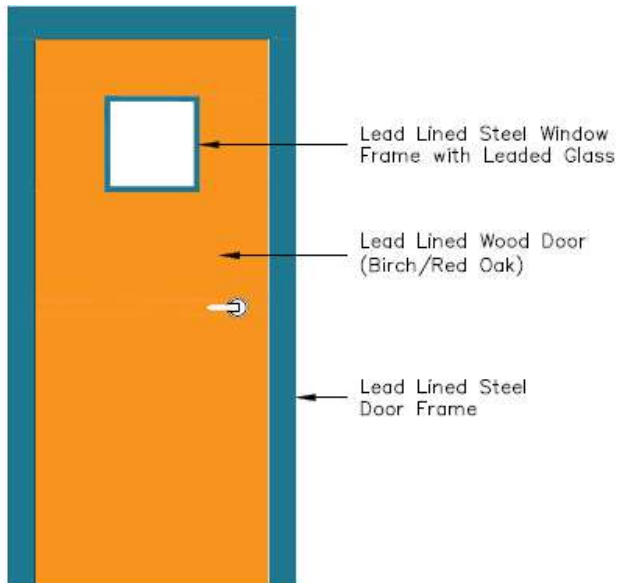


# Lead Lined Doors Specifications

Pitts Little radiation shielding lead lined doors are solid-core wood with center-core lead. We custom fabricate these to client specifications including door size, lead thickness, veneer, and hardware requirements. Typical veneer is birch or red oak, but any available veneer can be applied including plastic laminate with edge strips. In addition, we offer custom made hollow metal lead lined frames as well as mounting and operation hardware. Leaded glass window unit is optional.























# Sheet Lead

Sheet lead meets or exceeds Federal Specification QQ-L-201 F Grade C and ASTM B749-03.

Pitts Little sheet lead is ideal for radiation protection as well as sound and water proofing applications. Our lead is 99.5% or more pure and is milled to required specifications. It is available in widths up to eight feet, lengths up to 25 feet, and any required thickness.

## Sheet Lead Thickness Chart:

POUNDS PER SQ. FT.	ACTUAL THICKNESS	APP. THICKNESS IN INCHES		APP. THICKNESS IN MILLIMETERS
		DECIMAL	FRACTION	
1		.0156	$\frac{1}{64}$	0.397
2		.0312	$\frac{1}{32}$	0.794
2 ½		.0391	$\frac{5}{126}$	1.000
3		.0468	$\frac{3}{64}$	1.191
3 ½		.0547	$\frac{7}{128}$	1.390
4		.0625	$\frac{1}{16}$	1.587
5		.0781	$\frac{5}{64}$	1.980
6		.0937	$\frac{3}{32}$	2.381
8		.1250	$\frac{1}{8}$	3.175
10		.1563	$\frac{5}{32}$	3.969
12		.1857	$\frac{3}{16}$	4.763
14		.2188	$\frac{7}{32}$	5.558
15		.2500	$\frac{1}{4}$	6.350
20		.3333	$\frac{1}{3}$	8.500
24		.40000	$\frac{2}{5}$	10.100
30		.5000	$\frac{1}{2}$	12.700
40		.6667	$\frac{2}{3}$	16.900
60		1.000	1"	25.400



## Things to Consider on a Typical Delivery

- Shipped by an LTL carrier
- LTL Driver will **NOT** unload material
- Truck lift gate not available on the drywall orders
- Heavy skids 4- 10 feet long
- Must be prepared to move material from truck to jobsite (forklift, pallet jack, etc.)
- Call 24hr delivery is available
- Material can be picked up at Pitts Little warehouse